

Hydrothermally Reduced Graphene Hydrogel Intercalated with Divalent Ions for Dye Adsorption Studies

著者	Zheng Alvin Lim Teik, Boonyuen Supakorn, Ohno Teruhisa, Andou Yoshito
journal or publication title	Processes
volume	9
number	1
page range	169-1-169-22
year	2021-01-18
その他のタイトル	Hydrothermally reduced graphene hydrogel intercalated with divalent ions for dye adsorption studies
URL	http://hdl.handle.net/10228/00008434

doi: <https://doi.org/10.3390/pr9010169>

Supplementary Materials

Hydrothermally reduced graphene hydrogel intercalated with divalent ions for dye adsorption studies

Alvin Lim Teik Zheng ¹, Supakorn Boonyuen ², Teruhisa Ohno ³ and Yoshito Andou ^{1,4*}

- ¹ Department of Life Science and Systems Engineering, Graduate School of Life Science and Systems Engineering, Kyushu Institute of Technology, Fukuoka 808-0196, Japan; alvinltz29@gmail.com (A.L.T.Z.); yando@life.kyutech.ac.jp (Y.A.)
 - ² Department of Chemistry, Faculty of Science and Technology, Thammasat University, Pathumthani 12120, Thailand; chemistrytru@gmail.com (S.B.)
 - ³ Department of Applied Chemistry, Faculty of Engineering, Kyushu Institute of Technology, Fukuoka 804-8550, Japan; tohno@che.kyutech.ac.jp (T.O.)
 - ⁴ Collaborative Research Centre for Green Materials on Environmental Technology, Kyushu Institute of Technology, Fukuoka 808-0196, Japan; yando@life.kyutech.ac.jp (Y.A.)
- * Correspondence: yando@life.kyutech.ac.jp (Y.A.)

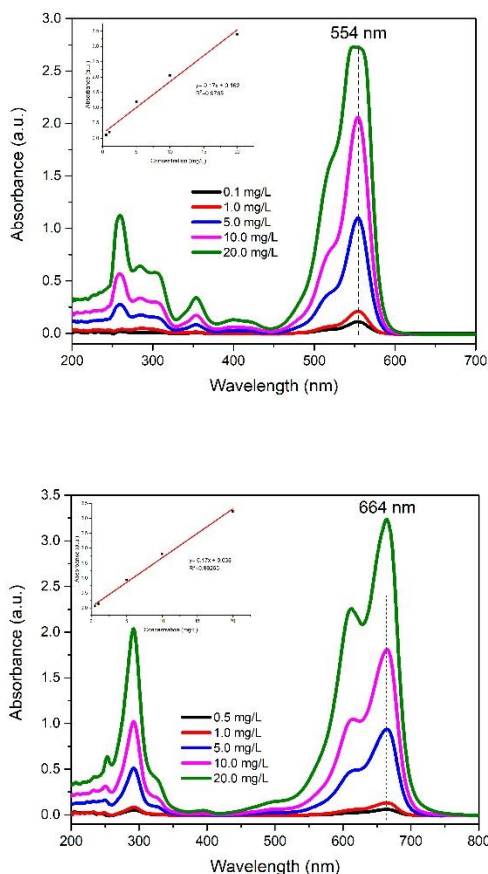


Figure S1. The absorption spectrum and linear concentration curve of (a) RhB and (b) MB under varying concentration

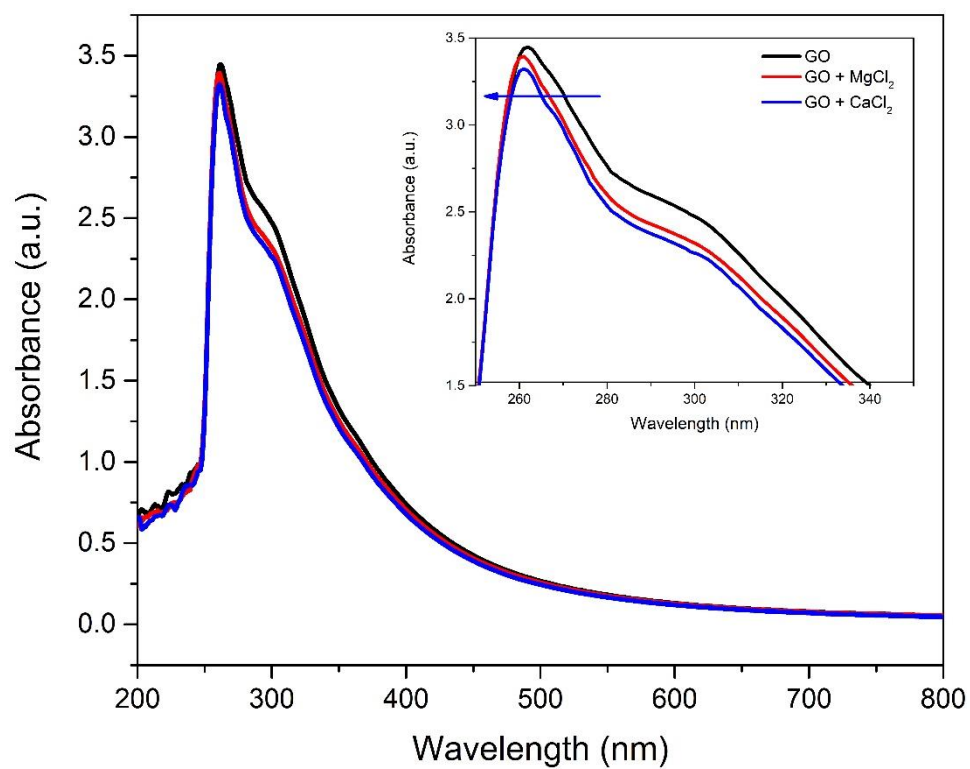


Figure S2. UV-vis spectrum of GO suspension in the presence of MgCl₂ and CaCl₂



Figure S3. Digital image of freeze dried (a) rGH, (b) rGH-Mg and (c) rGH-Ca

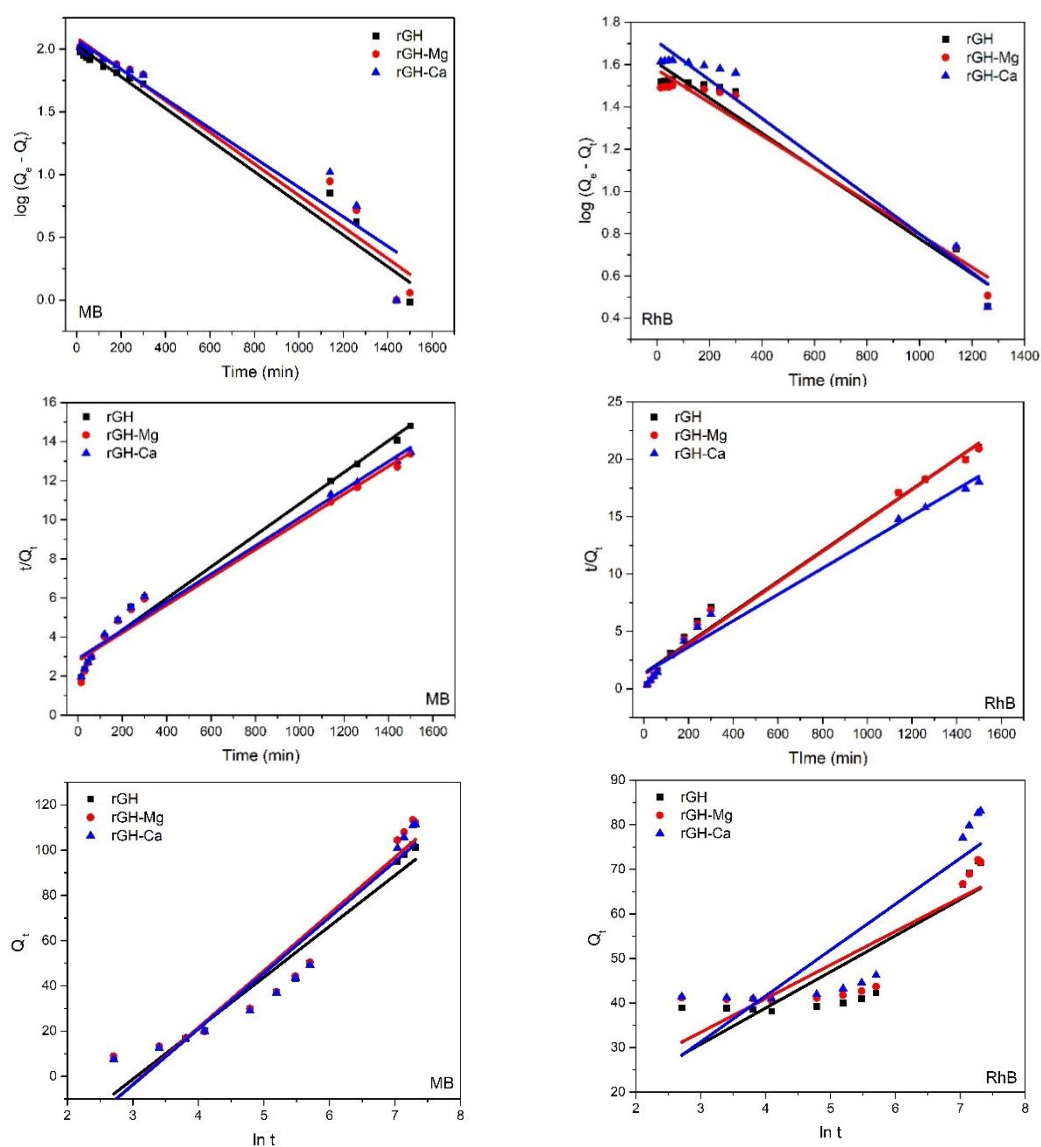



Figure S4. Pseudo first order (a,b), Pseudo-second order (c,d) and Elovich kinetic model (e,f) of MB and RhB adsorption on the hydrogels

Table S1. The parameters of the intraparticle diffusion model by the hydrogels

Sample	Step 1			Step 2	
	C (mg/g)	K_1	R_1^2	K2	R_2^2
MB					
rGH	-34.30	13.98	0.95590	2.70	0.99942
rGH-Mg	-33.84	13.97	0.94378	3.22	0.99932
rGH-Ca	-34.41	13.94	0.95567	3.12	0.99325
RhB					
rGH	37.06	0.2503	0.74803	1.48175	0.99998
rGH-Mg	39.69	0.18771	0.68891	1.39418	0.99991
rGH-Ca	38.90	0.36242	0.81394	1.85871	0.99955

**Figure S5:** Digital image of the dye solution before (a) and after for (b) rGH, (c) rGH-Mg and (d) rGH-Ca in the simultaneous adsorption of MB and RhB